



“Study on prescribing pattern of Antibiotic used for urinary tract infection in tertiary care teaching hospital; A preliminary antibiotic stewardship programme”

Arya Ramachandran¹, Jibinamol Jose¹, Sreelakshmi M.S¹, Mohamed Mubaris P.V¹, Kiron S.S*² and Sheeba Damodhar K.P³

1 Department of Pharmacy Practice, College of Pharmaceutical Sciences, Government Medical College, Kannur, Kerala, India.

2 Department of Pharmacy Practice, College of Pharmaceutical Sciences, Government Medical College, Kannur, Kerala, India.

3 Department of Pharmacology, Government Medical College, Kannur, Kerala, India.

ARTICLE HISTORY

Received: 27.06.2021

Accepted: 30.08.2021

Available online: 30.09.2021

DOI:

10.5530/ajphs.2021.11.19

Keywords:

Urinary Tract Infection, Antibiotic Stewardship Programme, Antibiotic resistance.

*Corresponding author:

Phone : + 91 - 9447086959

Email : drkironss@gmail.com

ABSTRACT

Urinary tract infection is defined as the presence of microorganism in the urine that cannot be accounted by contamination. First line treatment for UTI are antibiotics. Antibiotic stewardship is the coordinated intervention designed to improve and measure the appropriate use of antibiotic agents, by promoting the selection of optimal antibiotic drug regimen including dosing, duration of therapy and route of administration. The objective of the study was to analyze the prescribing pattern of antibiotic use in adult patients diagnosed with UTI and to assess the antibiotic resistance pattern in a tertiary care teaching hospital within a time period of six months. A prospective observational study was conducted for a period of 6 months in Medicine and OBG department of Government Medical College, Kannur. Adult patients (between 18-65 years) diagnosed with Urinary tract infection in Medicine and Gynaecology department both inpatient and outpatient were included in the study. Here we came to a conclusion that females are much prone to urinary tract infections and it is more observed in the age group 56-65 years. The third generation cephalosporin's (53.8%) were the most widely prescribed and Ceftriaxone (30.5%) was the mostly preferred antibiotic for UTI. Most of the antibiotics were prescribed without culture and sensitivity reports. 17.14% initial antibiotic therapy became ineffective due to the lack of culture and antibiotic sensitivity test. This may lead to antibiotic resistance and therefore the patients were switched on to more effective antibiotics (dual therapy). These shows the need for antibiotic stewardship program in the hospital for the rationale use of antibiotics thereby decreasing the resistance and promoting cost effective therapy and measures to prevent ADR associated in UTI.

INTRODUCTION

Urinary tract infection are the common bacterial infection requiring medical care. In this condition one or more parts of the urinary system are affected. Depending on the type of UTI and on which part of Urinary tract is infected, may result in more specific signs and symptoms.¹ Etiological agents of UTI (*E.coli*, *Klebsiella pneumonia*, *Proteus mirabilis*, *Enterobacter agglomerans*) are variable and usually depend on age, time, geographical location and sex of patients.²

UTI is diagnosed primarily based on signs and symptoms rather than isolated laboratory findings. Thus, the collection and interpretation of urine cultures should be based on the clinical scenario. Antibiotic resistance and hospital infections have increased alarmingly in India. More the bacteria are exposed to antibiotics, the more resistance. So it is necessary for rational use of the antibiotics.³ Unregulated access to microbials can contribute to the rise in resistance.⁴ Recommended treatment options include trimethoprim alone or in combination with sulfamethoxazole, fluoroquinolones, β -lactams, norfloxacin,

ciprofloxacin and nitrofurantoin. Three basic mechanisms of resistance to all antibiotics are known, i.e., target alteration, reduced drug concentration and inactivation of the drug.⁵ To contain the problems of resistance and infections antibiotic stewardship and hospital infection control are two remedies which have been employed worldwide.⁶ Antibiotic stewardship is the coordinated intervention designed to improve and measure the appropriate use of antibiotic agents, by promoting the selection of optimal antibiotic drug regimen including dosing, duration of therapy and route of administration. The purpose of antibiotic stewardship programme are to optimize safe and appropriate use of antibiotics to improve clinical outcomes and minimize adverse effects of antibiotics. It also helps to reduce health care costs without adversely impacting quality of patient care and also it reduce the incidence of antibiotic induced collateral damage. To determine the quality of antibiotic use periodic assessment of antibiotic use should be performed.⁷ This antibiotic usage study in UTI, will help in establishing a proper antibiotic utilization guideline and promotes the rational prescribing of medicines. Hence, this work was taken up to study the prescription pattern of antibiotics usage for urinary tract infection patients at a tertiary care teaching hospital The aim & objective of the study was to analyze the prescribing pattern of antibiotic use in adult patients diagnosed with UTI and to assess the antibiotic resistance pattern in a tertiary care teaching hospital and to assess the antibiotic resistance pattern in a tertiary care teaching hospital.

METHODOLOGY

A prospective observational study was conducted for a period of 6 months in Medicine and OBG department of Government Medical College, Kannur. It is a 1200 bedded tertiary care teaching hospital. Adult patients (between 18 - 65 years) diagnosed with Urinary tract infection in Medicine and Gynaecology department both inpatient and outpatient were included in the study. The study was approved by the Institutional Human Ethics Committee of College of Pharmaceutical Sciences, Govt. Medical College, Kannur filed under IEC No.47/2019GMCK (Appendix - IV). Permission to conduct the study was obtained from the Medical Superintendent of Govt. Medical College, Kannur. The study includes the sample size of 270 antibiotic prescribing pattern.⁸ The inpatients and outpatients who diagnosed with UTI in Medicine and Gynaecology

department were included in the study. The patient consent was obtained before commencement of the study. A suitable data collection form was designed for the collection of data. The demographic details and laboratory data of selected study population were entered in pre- designed data collection form. The patient demographic data, laboratory data, medication details of the outpatients diagnosed with UTI were collected and documented in data collection form. The study required data included in medical record of the inpatient were also documented in the data collection form and the inpatients were followed till the discharge. The available microbiological data was documented in data collection form for the assessment of antibiotic resistance pattern. The collected data was entered in to spreadsheet format using Microsoft office excel. Data was processed using statistical software IBM SPSS statistic version 21. Descriptive statistic were performed for all variables to found out the mean and standard deviation, correlation were performed for which $P < 0.05$ was considered statistically significant. Nominal variables statistics were performed using Chi- Square test. Nominal with ordinal variables correlations is performed by spearman correlation and for quantitative variables Pearson's correlation.

RESULTS

A prospective observational study was conducted for a period of 6 months in Government Medical College, Kannur. The inpatients and outpatients who diagnosed with UTI in Medicine and Gynaecology department were included in the study. A total of 270 patients satisfying the inclusion criteria were included in the study. The duration of study was six months and the data were collected from the Medicine, OBG Department of Govt. Medical College, Kannur.

Demographic Details

Out of 210 patients, 128 (60.95%) were female and 82 (39.05%) were male. The mean age of the patients was 49.04 ± 15.303 with age distribution between 19-65 years. Majority of patients who received antibiotics for UTI were in the age group 56-65(50.9%) followed by 15.7% (18-25 years), 14.28% (46-55 years) 9.5% (26-35) and (36-45 years).

Complaints of UTI

Majority of patients 145 (69%) diagnosed with UTI had complaints of abdominal pain, shown in (fig no: 1)

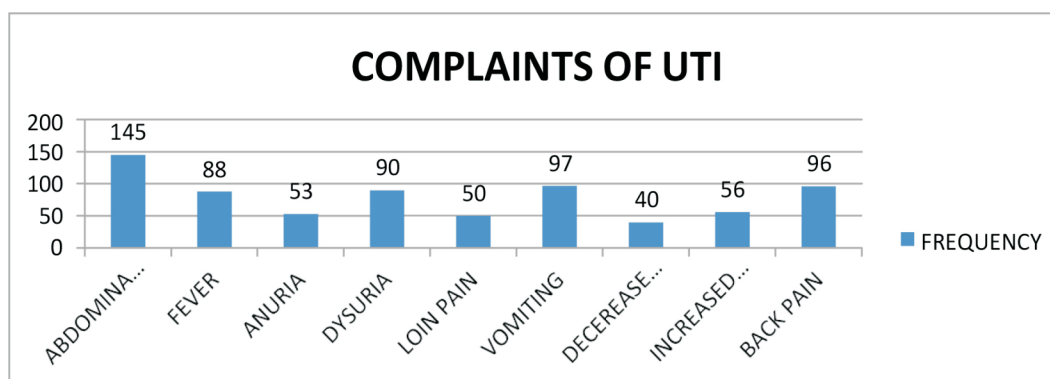


Figure 1: Complaints of UTI

Distribution of comorbidities

54 (25.7%) patients admitted in the hospital without comorbidities. The comorbidities observed were HTN 22 (10.5%), HTN + DM 21 (10%), and least found were hyperthyroidism and HTN + CRF 1 (0.5%). HTN 113 (53.81%) and DM 103 (49%) were the mostly observed comorbidities in the study population.

Statistic showed significant correlation between gender and medical history of UTI (Chi-Square Tests, $P=0.040$), 28 patients had medical history of UTI. Out of that, 22 (78.57%) were females and 6 (21.43%) were males Odds ratio calculated for gender with medical history of UTI was 0.380 (95% CI= 0.147-0.983) which indicates patients with medical history of UTI have higher chances of developing UTI than patients with no medical history of UTI. Odds ratio for Male to Female with medical history of UTI was 0.426 (95% CI=0.180 1.005) which indicates Females with medical history of UTI have 58% more chances of

developing UTI than males with medical history of UTI.

Lab investigations

From the laboratory findings, 77 (36.7%) patients had a WBC count in the range of 11- $15 \times 10^3 \mu\text{L}$. WBC count get elevated mostly in the case of infections and inflammations. 86 (41%) and 75 (35.7%) patients had a neutrophil count in between 61- 80 and 81-100. Elevation of neutrophil count may be an indicator of bacterial infection. 100 (47.6%) patients had ESR ranging in between 26-50mm/hr, all these data suggest that there was infection.

On urine routine examination 38 (18%) patients had elevated pus cell value in between 16-20/hpf and epithelial cells values of patients 10 (4.8%) were 11-15/hpf. Albumin was present in 76 (36.2%) patients and sugar was present in 34 (16.2%) patients. Generally epithelial cells in large amount indicates infection or kidney disease. Common cause of pus cell elevation indicates infection in bladder and rise of urine sugar mostly seen in diabetic or GDM patients.

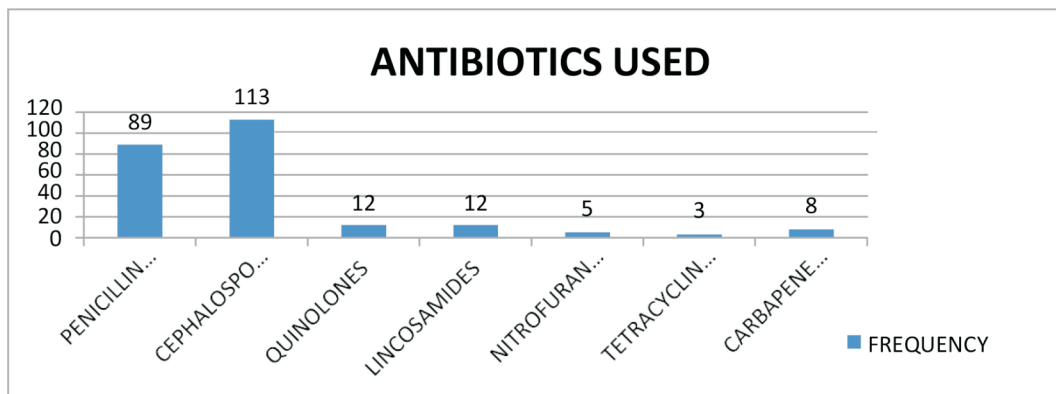


Figure 2: Antibiotics used

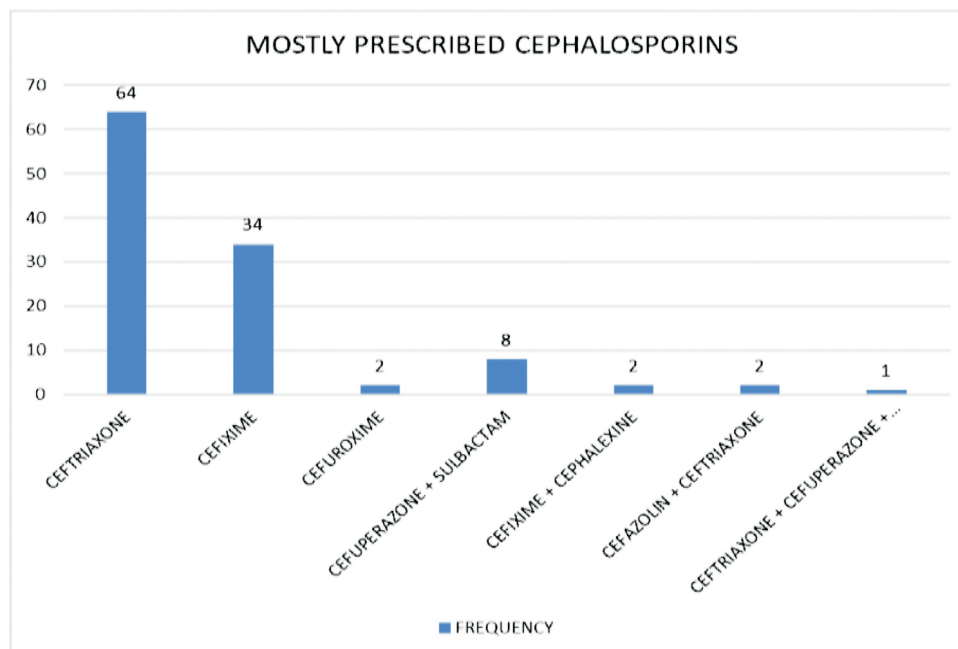


Figure 3: Mostly prescribed cephalosporins

Percentage of organisms obtained from urine culture

Out of 210 patients, 50 (23.8%) patients underwent urine culture test, the microorganism identified were *E.coli* 30 (14.3%), *klebsiella pneumoniae* 9 (4.3%), *klebsiella + acinetobacter* 3 (1.4%), *proteus mirabilis* and *enterococcus + E.coli* 2 (1%), 1 (0.5%) of *enterococcus* species, *pseudomonas* species, *acinetobacter* and *staphylococcus*.

Distribution pattern of antibiotics

174 patients received monotherapy (82.86%) and 36 received antibiotic dual therapy (17.14%). Among all the prescribed drugs, cephalosporins 113 (53.8%) were prescribed extensively, followed by 89 (42.4%) penicillin category of antibiotics as shown in the (figure no.2).

Mostly prescribed cephalosporins

Among cephalosporin category of antibiotics, patients were mostly prescribed with ceftriaxone shown in (Fig no: 3).

Duration of antibiotic therapy and length of stay

105 patients had duration of antibiotic therapy for 7 days and 92 patients were treated with antibiotics for 5 days. As the duration of antibiotic therapy increased, the length of stay also got increased simultaneously. Length of hospital stay of patients were 7 days for 81 patients, 5 days for 45 patients, 8 days for 36 patient respectively.

Statistic showed significant correlation between duration of therapy and dual therapy (Pearson Correlation, $P= 0.000$). Dual therapy increases duration of antibiotic therapy.

DISCUSSION

In our study females are much prone to urinary tract infections than males which were similar to the results shown in study conducted by Samira Kumar Nail et al⁹ in which males with UTI (15.98%) and females with UTI (55.39%) due to anatomical differences, because of short urethra near the colon, and bacteria are easier to enter. According to the study done by Martin Odoki et al.¹⁰ the majority of UTIs diagnosed were under the age group of 20-29 years, but in our study it was found to be between 56 -65 year patients having comorbidities and who were undergone urological procedures (catheterization). The complaints of UTI mentioned in the study conducted by Sinisa Franjic et al.¹¹ were painful, difficult urination, pain in the lower part of the back and abdomen and fever which are somewhat similar to our study.

In another study conducted by Mahesh E et al. fever (29.4%) and dysuria (26.8%) were the most common symptoms of UTI, which has a less similarity to our study¹². The study done by Mahesh E et al.¹² DM was the most common risk factor associated with UTI due to high blood sugar. The high blood sugar level gives favorable growth environment to the pathogens. According to Syed Suhail Ahmed et al. the commonly isolated microorganism were *E.coli* (27%), *klebsiella pneumoniae* (12.4%) and *proteus mirabilis* (4.5%). The distribution pattern of antibiotics result is in accordance with the study done by Samira Kumar Naik et al⁹ were they came to an end that the highest number of antibiotic prescribed were from the cephalosporin category (60.3%). Study done by Sunil S Gidamudi et al.¹⁴ concluded that cephalosporins were used most commonly as first line drug and they say that this group should be reserved for complicated UTIs. As per the study conducted by Veroniek Spooenberg et al.¹⁵ appropriate antibiotic prescription can reduce length of stay. In our study, culture and antibiotic sensitivity test

were not done for majority (76.6%) of patients and this may lead to antibiotic resistance or ineffectiveness. Due to this initial antibiotic therapy became unsuccessful; as a result the patients were switched on to more effective antibiotics (dual therapy) in later phase of treatment schedule. By this means study noticed increased length of stay and indicates the need of proper antibiotic prescription audit. Appropriate prescribing with an evidence of proper culture and antibiotic sensitivity test can reduce the length of stay. In six months duration we were not able to incorporate all the patients receiving antibiotics who had have visited our hospital and preparation of guidelines regarding antibiotic use for UTI was not feasible within the study period. Emergence of bacterial resistance were not reported in the patient record.

CONCLUSION

Based on the results the third generation cephalosporins in which ceftriaxone were the most widely prescribed antibiotic for UTI in our hospital setup. Antibiotic prescription for UTI was more in the age group 56-65 years. Females are much prone to urinary tract infections than males due to anatomical differences, because they have a short urethra near the colon, and bacteria are easier to enter. Most of the antibiotics used for UTI were not supported by culture and sensitivity reports. Proper urine culture and antibiotic sensitivity test can contribute to an effective antibiotic therapy and thereby reduce the length of hospital stay or better quality of life. The study bring to a close that there is a need for antibiotic stewardship program in the hospital for the rationale use of antibiotics thereby decreasing the resistance and promoting cost effective therapy and measures to prevent ADR associated. An effective antibiotic stewardship program and implementation of standard protocol or guideline can improve antibiotic usage and it helps patient's pharmacoeconomical parameters.

ACKNOWLEDGEMENT

We express our heartfelt gratitude to our department of pharmacy practice, department of medicine and other faculties of Government Medical College Kannur.

CONFLICT OF INTEREST

The author declares no conflict of interests.

BIBLIOGRAPHY

1. Panayappan L, Athira Suresh Babu, Deena Davis et al. "Urinary tract infection: Prescribing pattern of antibiotics at a tertiary care hospital". Asian Journal Of Pharmaceutical And Clinical Research.2017; 10(5): 255-257.
2. Jubina Bency A.T, Priyanka R et al. "A study on the bacteriological profile of urinary tract infection in adults and their antibiotic sensitivity pattern in a tertiary care hospital in central Kerala,India". International Journal Of Research In Medical Sciences. Feb 2017; 5(2): 666-669.
3. Lilian M. Abbo and Thomas M. Hooton. "Antimicrobial stewardship and urinary tract infections". Antibiotics.2014; 3: 174-192.
4. Sanjeev Singh, Vidya P Menon, Zubair U Mohamed et al. Open forum infectious diseases."April2019; 6(4): 1-7.
5. Rajshivani MR et al. "Antibiotic prescription pattern among the inpatient of a tertiary care hospital". Intervention Of Research In Pharmaceutical Sciences.2020 April 25; 132-136.
6. Sujith J. Chandy, Joy Sarojini Michael, Balaji

- Veeraraghavan et al. ICMR programme on antibiotic stewardship,prevention of infection control.February 2014; 139(2): 226-230.
7. Barlam TF,Cosgrove SE,Abbo Im, MacDougall C,Schuetz AN,Septimus EJ,et al. Implementing an abtibioc stewardship program:Guidelines by the infectious diseases society of America and the society for healthcare epidemiology of America. Clin Infect Dis.2016 May 15; 62(10): 51-77.
 8. Mahadevamma L, Bhimaray Krishnagoudar et al. Urinary tract infection: Analysis of prescribing pattern of antibiotics. International Journal Of Pharma Sciences And Research.March 2012; 3(3): 352-357.
 9. Samira Kumar Naik et al. Antimicrobial prescribing pattern in urinary tract infection in a tertiary care hospital. National Journal Of Physiology,Pharmacy, Pharmacology. 2017; 7(12):1318-1322.10)Martin Odoki et al. Prevalence of bacterial urinary tract infections and associated factors among patients attending hospitals in bushenyi district, Uganda. International Journal Of Microbiology.2019 Feb: 1-8.
 11. Sinisa Franjic et al. Urinary tract infections. International Journal Of Research Studies In Medical And Health Sciences.2019; 4(7): 21-25.
 12. Mahesh E et al. Community- acquired urinary tract infection in the elderly.British Journal Of Medical Practitioners.2011; 4(1): a406.
 13. Syed Suhail Ahmed et al. Uropathogens and their antimicrobial resistance patterns:relationship with urinarytract infections. International Journal Of Health Sciences.2019 Mar-Apr; 13(2): 48-55.
 14. Sunil S Gidamudi et al. "Drug utilization study on antimicrobial use in urinary tract infection". National Journal Of Medical Research.July- Sep2015:vol-5; (3): 216-221.
 15. Veroniek Spoorenberg et al. Appropriate antibiotic use for patients with urinary tract infections reduces length of hospital stay. Clinical infectious diseases.20 14Jan; 58(2): 164-169.



Cite this article : Arya Ramachandran, Jibinamol Jose, Sreelakshmi M.S, Mohamed Mubaris P.V, Kiron S.S and Sheeba Damodhar K.P. Study on prescribing pattern of Antibiotic used for urinary tract infection in tertiary care teaching hospital; A preliminary antibiotic stewardship programme. Asian J. Pharm. Hea. Sci.. 2021;11(3):2526-2530. DOI : 10.5530/ajphs.2021.11.19